

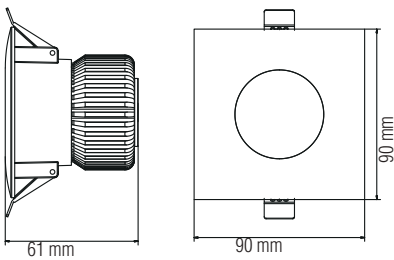
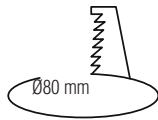
LED DOWNLIGHT

Product&Family Code: 016 030 0006

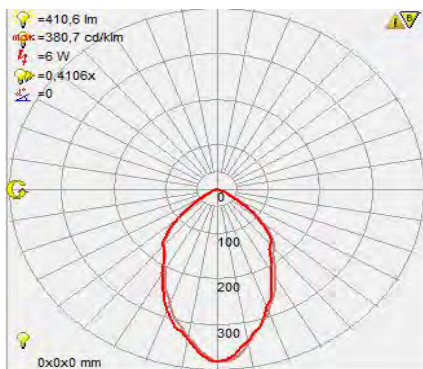
JESSICA


WHITE

Technical Drawing



Photometric Diagram



Technical Data

Voltage (V)	100-240V
Product Wattage (W)	6
Equivalence with incandescent lamp	48
Colour Render Index (Ra)	>Ra80
Colour Temperature (K)	4200K
Materials	Aluminium Die Casting Body
Protection Class	II
Dimmable	No
EEI	A to A++
Warm-up time up to 60 % of the full light output	Instant Full Light
Luminous Flux (lm)	410
Luminous Efficacy (lm/W)	70
Rated Life (hrs) ⌚	30.000
IP Rating	65
Power Factor	>0.5
Beam Angle	21°
Starting Time	<0.2s
Number of ON-OFF cycling	x15.000

Applications

- Bathroom, Outdoor Areas, Car Park, Cinema, Gallery, Hospital, Hotel, Kitchen, etc.



Features

- High Lumen and CRI, Good quality & Constant Current driver.
- High heat dissipation, low carbon and environmental protection.
- COB LED Lamp Base.
- Aluminum Die Casting Body.

