

TUBEKIT LED®




MOBILE PLUG & PLAY SOLUTION, SIMPLE AND PRACTICAL





1
TubeKIT LED
600 8.9 W 3000 K



Product name	GTIN (EAN)		COLOR	MATERIAL	$t_{[h]}$ ²	W	lm		
TubeKIT LED 1500 21.5 W 4000 K	4058075265097	1	White	Polycarbonate (PC)	30000	21.50	2100	A++/A+/A	-20...+45
TubeKIT LED 1500 21.5 W 3000 K	4058075265073	1	White	Polycarbonate (PC)	30000	21.50	1890	A++/A+/A	-20...+45
TubeKIT LED 1200 19 W 4000 K	4058075265059	1	White	Polycarbonate (PC)	30000	19.00	1700	A++/A+/A	-20...+45
TubeKIT LED 1200 19 W 3000 K	4058075265035	1	White	Polycarbonate (PC)	30000	19.00	1530	A++/A+/A	-20...+45
TubeKIT LED 600 8.9 W 4000 K	4058075265011	1	White	Polycarbonate (PC)	30000	8.90	800	A++/A+/A	-20...+45
TubeKIT LED 600 8.9 W 3000 K	4058075264991	1	White	Polycarbonate (PC)	30000	8.90	720	A++/A+/A	-20...+45

Product name		CRI		IP		θ [°]		$\frac{lm}{W}$		h [mm]		\varnothing [mm]	
TubeKIT LED 1500 21.5 W 4000 K	4000	>80	150	IP20	200000	1500.0	35.0	36.5	30.0	8			
TubeKIT LED 1500 21.5 W 3000 K	3000	>80	150	IP20	200000	1500.0	35.0	36.5	30.0	8			
TubeKIT LED 1200 19 W 4000 K	4000	>80	150	IP20	200000	1200.0	35.0	36.5	30.0	8			
TubeKIT LED 1200 19 W 3000 K	3000	>80	150	IP20	200000	1200.0	35.0	36.5	30.0	8			
TubeKIT LED 600 8.9 W 4000 K	4000	>80	160	IP20	200000	600.0	35.0	36.5	30.0	8			
TubeKIT LED 600 8.9 W 3000 K	3000	>80	160	IP20	200000	600.0	35.0	36.5	30.0	8			

¹ The exact terms and conditions can be found at www.ledvance.com/consumer/services/guarantee | ² Average lifetime in hours | ³ Energy efficiency grade of the permanently integrated, non-exchangeable LED modules. Energy efficiency index (EEL) on a scale of A++ (highest efficiency) to E (lowest efficiency).